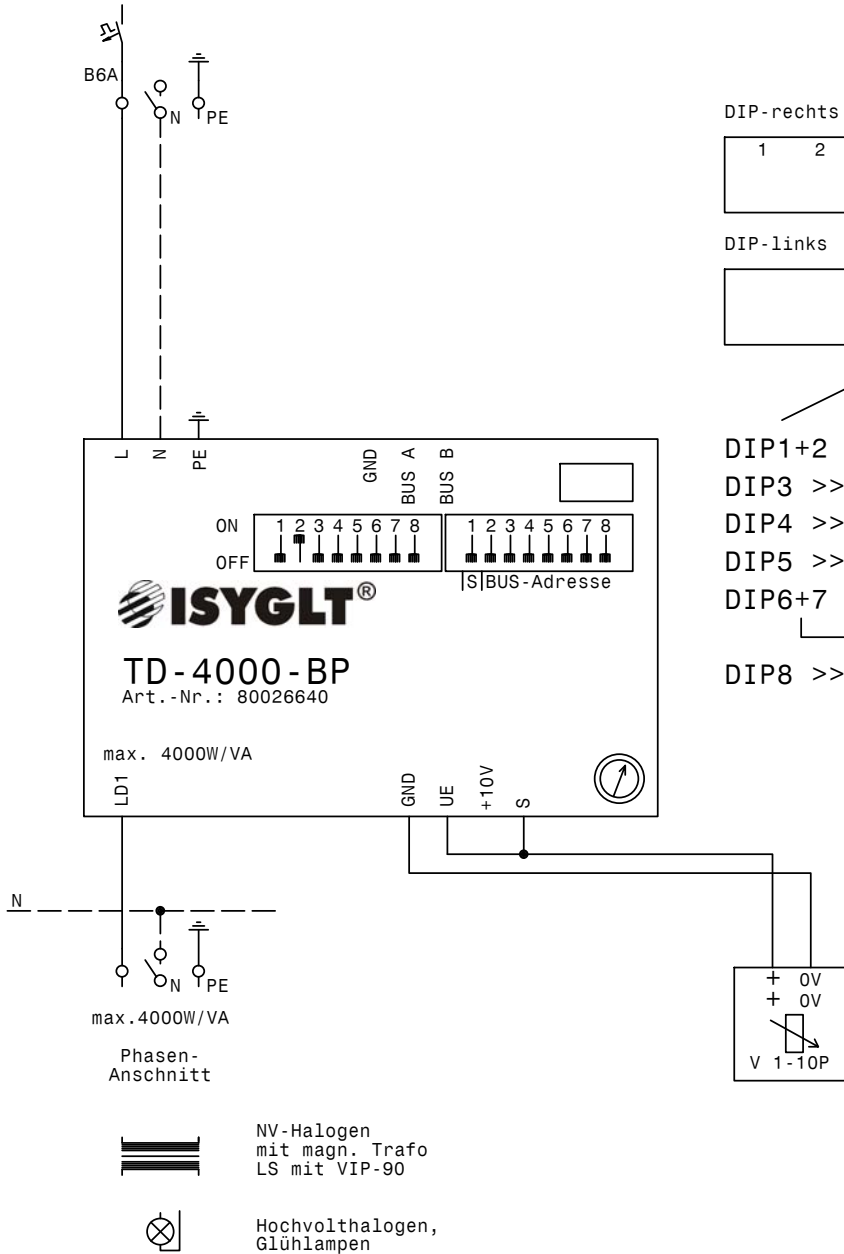
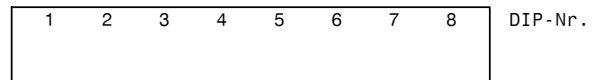



Beispiel: Ansteuerung mit 1-10V-Aktiv-Poti



DIP-rechts



DIP-links



DIP1+2 >> MODE Standalone 1=0 2=1

DIP3 >> 0=ohne 1=mit Speedalaising

DIP4 >> 0=0-10V 1=1-10V

DIP5 >> 0=Dimmkurve linear 1=VISOR

DIP6+7 >> Minimum Dimmlevel

└── 0,0=0% 0,1=2% 1,0=3,5% 1,1=5%

DIP8 >> 0=Analogeingang 1=1-Tastendimmer